


2590-A 16-Point Isolated Discrete Output Module

Classic



Specifications

Outputs: 16 Isolation:

1500 VDC channel-to-channel

1500 VDC channel-to-backplane

Blown fuse reporting per channel:

Reported to the PLC as an X input (jumper selectable)

Output voltage: 20 to 132 VAC

Output source current per circuit: 2.0 A max

"OFF" state leakage: 1mA max @ 25°C

Turn ON or OFF time: 1/2 AC cycle

Non-repetitive surge current: 80 Amps for 1 cycle

Total module output current: 32Amps

Connector: Removable

Wire gauge: 14 to 22 AWG

Backplane power: 2.5 watts max

Module size: Single wide

Fuses: 16, 3 Amp, 250V

Type Littlefuse #2173.15

Bussman GMA #GMA-3A

CTI Part Number #80-65(Field Replaceable)

Shipping Weight: 1.5 lbs (0.68Kg)

Description

The 2590-A 16-point Isolated Discrete Output Module provides sixteen discrete isolated outputs from the CTI 2500 Series™ or Simatic® 505 I/O base. The module uses solid-state output circuits to switch on or off external devices such as pilot lamps, motor starters, or solenoids. The 2590-A is designed to switch externally supplied 20 to 132 VAC. The internal logic signals are isolated from the external outputs to 1500VDC.

Features

- CTI 2500 Series™ or Simatic® 505 I/O base format
- 2.0 Amps per output (no derating)
- Isolated 1500 VDC channel-to-channel
- Blown fuse reporting (per channel) to the PLC
- Blown fuse indicator
- Logs in as a 16Y or 16X/16Y (jumper select able)
- Individual fuse for each output channel
- Single-wide module

ROCK SOLID PERFORMANCE. TIMELESS COMPATIBILITY.



Control Technology Inc.

5734 Middlebrook Pike, Knoxville, TN 37921-5962

Phone: +1.865.584.0440 Fax: +1.865.584.5720

www.controltechnology.com

2590-A 16-Point Isolated Discrete Output Module

Module Configuration

The 2590-A is capable of logging in as a 16Y or a 16X/16Y. Changing the addressing of the module is done by moving a jumper located near the rear backplane connector as shown in Figure 2 below. In Figure 2, the 2590-A module is inserted in slot 1 in the I/O base 0. Data appears as 16 "Y" locations starting at "Y1". The 2590-A ships with a login of 16Y. In this configuration blown fuse reporting is disabled. By moving the jumper to the REPORTS 16X INPUTS the module logs in as a 16X/16Y. The X addresses are used to report the Blown Fuse Indication and the 16Y addresses are used as any other normal output would be used.

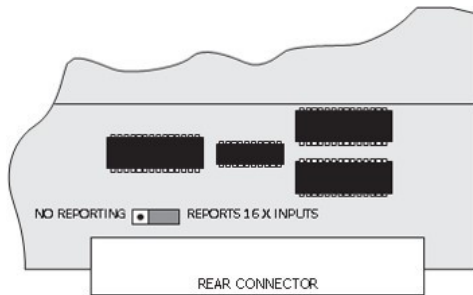


Figure 2. 2590-A Blown Fuse Reporting Selection

2590-A I/O Configuration Chart with Blown Fuse Disabled

In the example in Figure 3 is an I/O Configuration Chart showing a 2590-A plugged in the first slot with Blown Fuse Reporting Disabled. The Y addresses are the outputs under PLC ladder logic control.

I/O MODULE DEFINITION FOR CHANNEL ... 1 BASE.....00							
NUMBER OF BIT AND WORD I/O							
I/O	SLOT	ADDRESS	X	Y	WX	WY	SPECIAL FUNCTION
	01000100	160000NO
	02000000000000NO
	15000000000000NO
	16000000000000NO

Figure 3. I/O Configuration Chart without Blown Fuse Reporting

2590-A I/O Configuration Chart with Blown Fuse Reporting Enabled

In the example in Figure 4 is an I/O Configuration Chart showing a 2590-A plugged in the first slot with Blown Fuse Reporting Enabled. X1-X16 are the Blown Fuse Reporting inputs and Y17-Y32 are the outputs under PLC ladder logic control.

I/O MODULE DEFINITION FOR CHANNEL ... 1 BASE.....00							
NUMBER OF BIT AND WORD I/O							
I/O	SLOT	ADDRESS	X	Y	WX	WY	SPECIAL FUNCTION
	01000116		1600NO
	02000000000000NO
	15000000000000NO
	16000000000000NO


Figure 4. I/O Configuration Chart with Blown Fuse Reporting

Note:1 In both examples, only one address is needed to log in the module. The PLC will automatically assign the first 16 locations as inputs (X) and the next 16 locations as outputs (Y).

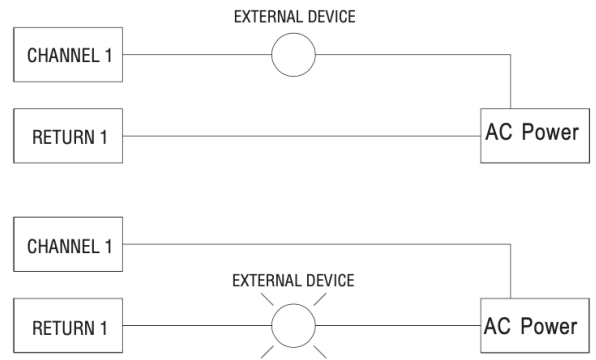
Note2: If the line is blank or erroneous, re-check the module to ensure that it is firmly seated in the slot. Generate the PLC I/O configuration chart again. If the line is incorrect, contact your distributor or CTI for support.

ROCK SOLID PERFORMANCE. TIMELESS COMPATIBILITY.

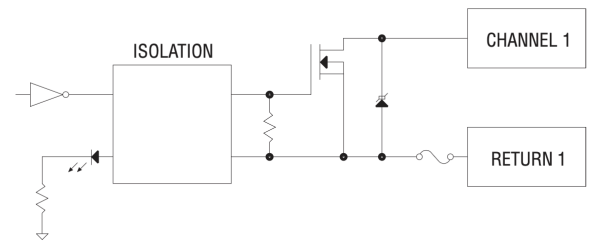
2590-A 16-Point Isolated Discrete Output Module



2500-40F Wiring Diagram



2590-A Typical External Wiring Application



2590-A Typical Internal Circuit

ROCK SOLID PERFORMANCE. TIMELESS COMPATIBILITY.