

# 2530 8-Point Form-C Relay Output Module



## Description

The 2530 8-Point Relay Contact Module provides eight isolated "Form C" relay outputs for the CTI 2500 Series or Simatic® 505 I/O base. The 2530 is designed for high current applications such as switching motor starters.

The 2530 is also designed for 125 VDC (nominal) low level current applications. This module is especially suited for applications in power utility stations.

## Features

- 8 individually isolated "Form C" relay outputs
- Up to 6 amps per output
- Drives NEMA size 5 motor starters
- 1500V channel-to-PLCbackplane isolation
- Switches 125 VDC (ideal for power utility substation applications)
- Single-wide moduleMATIC® 505 base

## Specifications

**Outputs per module:** 8

**Isolation:** 1500 VDC channel-to-backplane

1500 VDC channel-to-channel

**Load voltage:** 15 - 240 VAC  
15 - 150 VDC

**Inrush current:** 64 Amps for 2 mSec

**Indicators:** 8 individual LEDs

**Maximum output current:**

15VAC - 240VAC: 4A

15VDC - 30VDC: 4A

150VDC:

Resistive: 1mA - 500mA

Inductive: 1mA - 250mA

**Switching rate:** 5 ops/sec (no load)

**Type of contact:** Form C

**Type of outputs:** Individually fused

**Contact life:**

@ full rated current, 6A = 200,000 cycles

@ 2A = 1,000,000 cycles

**Backplane Power:** 1.0 Watt

**User Power Supply:** 24VDC  $\pm$ 10%

160 mA (all outputs ON)

**Fuses:** 8, 6.3 amp, 250V, field replaceable

**Connector:** Removable (New installations require a 2500-40F wiring connector)

**Wire Gauge:** 14 - 22 AWG

**Module Size:** Single wide

**Shipping Weight:** 1.8 lb. (0.82 Kg)

**Additional Product Information:**

On CTI's Website you find will links to the 2500 Series Std Environmental Specifications and the UL Agency Certificates of Compliance .

ROCK SOLID PERFORMANCE. TIMELESS COMPATIBILITY.



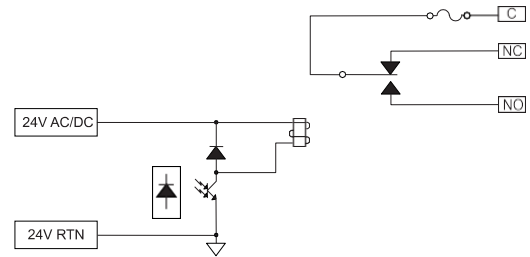
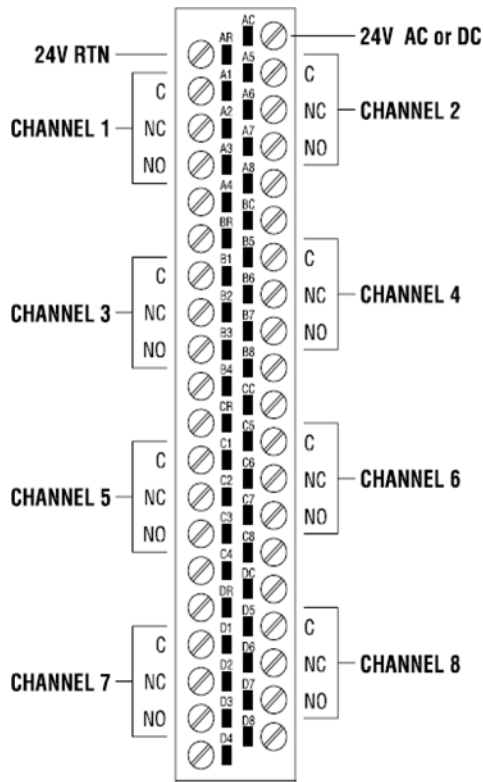
**Control Technology Inc.**

5734 Middlebrook Pike, Knoxville, TN 37921-5962

Phone: +1.865.584.0440 Fax: +1.865.584.5720

www.controltechnology.com

# 2530 8-Point Form-C Relay



Typical Internal Circuit

## 2530 Connector Pin Out

### RECOMMENDATION:

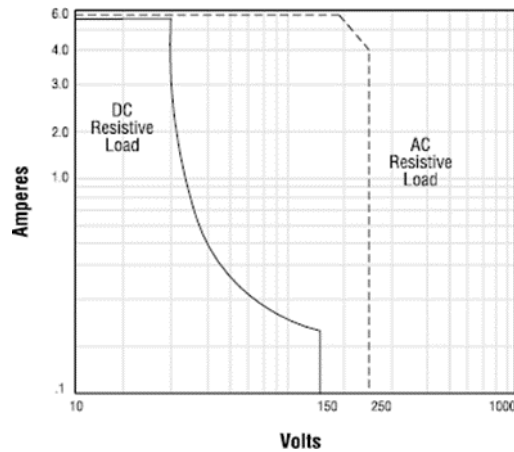
It is recommended to inspect the sealed relay device periodically and to check for any degradation of the materials and to replace the complete product if any degradation is found.

### WARNING:

The module must not be inserted into the I/O rack while rack power is applied.

### WARNING:

Exposure to some chemicals may degrade the sealing properties of materials used in the Sealed Relay Device



2530 Switching Capacity

ROCK SOLID PERFORMANCE. TIMELESS COMPATIBILITY.